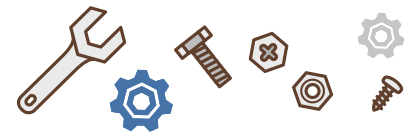


THE ARDNACRUSHA EXPERIENCE

Your class will work as a team to create a complete report as you explore the world famous Ardnacrusha power station. As part of **TEAM C**, your job is to write down some facts about the Station and the Powerplant. Work as a detective as you pass through the different sections of the station. Keep your eyes and ears peeled for the answers! Give it your best effort.

Good luck!



THE WORKSHOP

There are many old bits and pieces from the past inside. Ask what the circular glass objects are called and what they were used for. Write what you found out here:

THE KEATING ART GALLERY



What was the name of the artist who painted the pictures, where and when was he born?

Look at the paintings. What do you think it was like to be a worker at Ardnacrusha back when it was being built?

THE POSTER ROOM

Don't forget to have a look out the windows. The penstock looks like a line of pens!

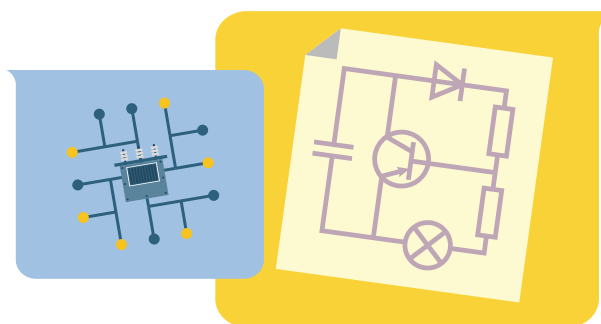
Can you find this man in the room? Find out his name and his job and write it below.



Look at the display under the window. Do you see all the hats? There's one for each person who worked on the Shannon Scheme. How many people were there?



The ESB logo has changed a lot over the years. You could end up working as an artist for them! What does the letter 'S' represent in the logo from the 1920's and 1930s? (Hint: It doesn't stand for sausages!)





Draw your favourite ESB logo here and even come up with your own design too.

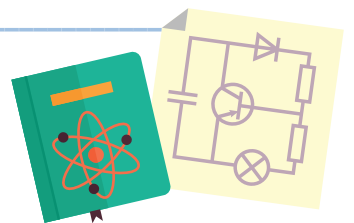
If you're stuck - ESB designed lots of posters and leaflets over the years to let people know about electricity and to encourage them to use it themselves. Look at the posters for help in designing your own logo!

Question time! Write down the 2 most interesting things you learned today.

1. _____ 

2. _____

What was your favourite part of the tour and why?



_____ 

_____ 

_____ 