



# GETTING STARTED: HOW TO CHARGE YOUR EV

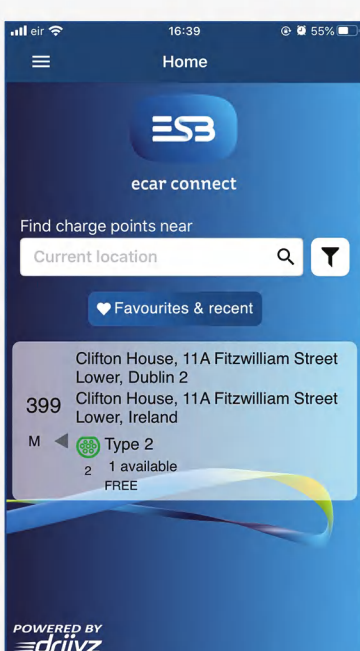



1



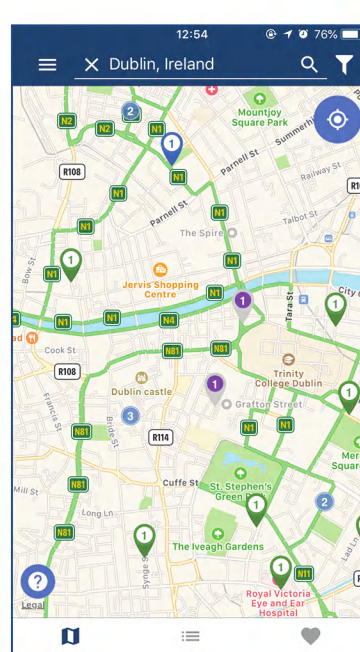

Download the ecar connect app for free from the Apple App Store or Google Play Store

2



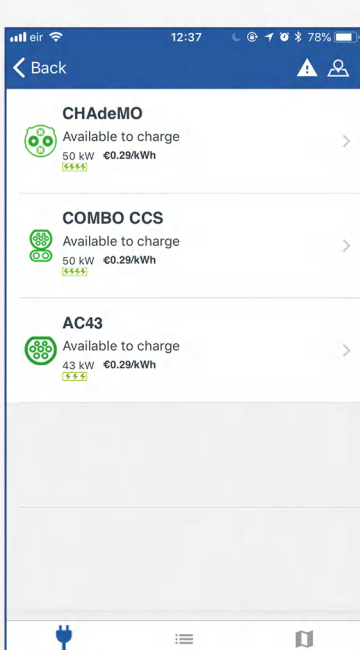

Select your nearest charge point which automatically appears on your screen

3



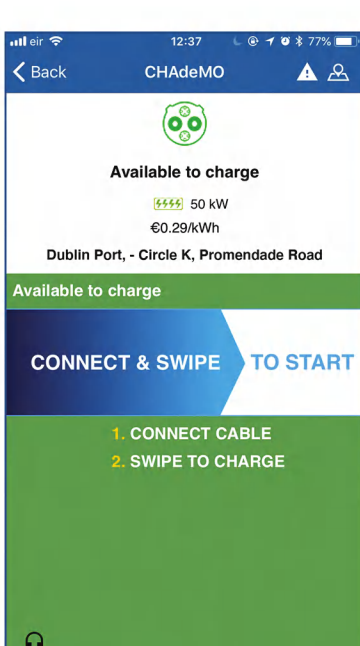
You can also search for a charge point in the search bar or open the map by selecting **'find a charge point'** on the main menu

4



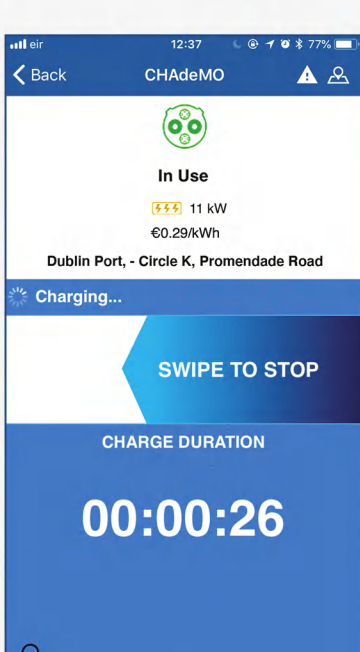
Select your connector

5



To start a charge, connect the cable and swipe right  
Remember to check the app to ensure your vehicle has started charging  
Also check the charger screen for any additional instructions

6



When you want to stop the charge, swipe left  
The app will then show how long you've been charging for and the cost of the charge

The vehicle will automatically stop charging when full

Safely return the connector to the charge point

For 24/7 customer care call:  
01 258 3799

For more information visit:  
[esb.ie/ecars](http://esb.ie/ecars)